



BRIDGEHILL[®]

WE SIMPLY BLOCK FIRE

Our story

On the 18th of January 2014 a fire in Lærdal, Norway damaged 60 buildings from were 42 of the buildings were totally destroyed.

From these 42 buildings, four were of historical value and one building was a listed building. The fire in Lærdal was the biggest city fire in Norway since World War II and was so destructive due to the strong wind that made the fire spread easily.

This fire initiated an idea that turned into the quest of making a fire blanket that could protect, prevent and stop fire. The fire blankets are today available under the brand name Bridgehill®.

The fire blankets come in different sizes, and are made for both single-use purpose for the corporate market, and multiple-use purpose for the professional market.

The Bridgehill fire blankets can be used on a wide range of objects, starting with small objects such as a mobile phone, tools and electric scooters, to bigger objects such as cars, forklifts and buildings.

The fire blankets even prevent fire from lithium batteries from spreading and are easy to use.

Our fire blankets are divided in two groups:

Black label

Multiple use, for the professional market

Red label

Single use, for the corporate market

Car Fire Blanket



WE SIMPLY BLOCK FIRE



JAEDON.CO.NZ

Phone +64 9 263 4566

10 Ryan Place, PO Box 76 128, Manukau, Auckland 2104, New Zealand



THE GREENEST WAY

Lithium Fire Blanket



Forklift Fire Blanket



BLACK LABEL | EXTREME SERIES

CAR PRO X

Probably the world's most extreme fire blanket for professionals





BRIDGEHILL®
WE SIMPLY BLOCK FIRE

BLACK LABEL | EXTREME SERIES

CAR PRO X



Cars

- Controls fire in any car within seconds.
- The most efficient solution for isolating fire in electric vehicles.
- Suitable for normal size vehicles including SUVs, like the Volvo XC90 and Land Rovers.

Ideal for:

Places with a high concentration of cars such as:
Parking lots – Garages – Ferries – Gas stations –
Charging stations – Workshops – Car dealers – Tunnels



Lithium battery

CAUTION:

Always fold the blanket to create two layers of the blanket, when using it on open lithium batteries.

- Quickly blocks the fire in Lithium battery
- Prevents spread of fire

Ideal for:

Manufactures – Electric bikes – Electric tools – Shipping involving lithium battery – Ferries – Trains – Trucks

Size:

± 6 × 8 m – Weight: ± 26 kg

Smartbag:

- Airtight bag that blocks potential hazardous gases coming from used fire blankets.
- It comes with shoulder straps and handles.
- Comes with a repair kit for the blanket, in its side pocket.

Repair kit:

- Use to sew the blanket in case of holes coming from sharp objects.



For instruction videos scan QR code

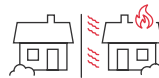


For proactive use on a burning building

When attached to the wall (before the wall is burning) you create a firewall making this the last wall to fall due to the block of oxygen from the outside.

How to attach:

The blanket can be stapled on the wall.



For a building you want to protect

Blocks most of the radiant heat.

How to attach:

- Hang the blanket on metal gutters with carabiners using the eyelets of the blanket.
- Staple the blanket to a wooden wall.
- Hang the blanket using fireproof ropes from the eyelets to anything you can tie to.

Ideal for:

Areas with a high density of buildings – Listed buildings – Buildings with historical value – Fire Stations

WARNING:

Always use professional fire equipment with SCBA when packing and reusing the fire blanket or opening the bag. Make sure that the blanket is dry before storing it inside the smartbag. By following this procedure there will be no need to clean the blanket. Keep the bag at a safe distance from hazardous gases.

Fire in electric cars: If you can hear a strong fuzzi sound about every 2-15 seconds, you have a thermal runaway. The thermal runaway stops when the sound stops. Despite this, the battery might reignite at any time therefore, leave the blanket on until the battery can be disassembled.

JAEDON.CO.NZ

Phone +64 9 263 4566

10 Ryan Place, PO Box 76 128, Manukau, Auckland 2104, New Zealand

JAEDON®
MANUFACTURING
SAFETY WORKWEAR SPECIALISTS

TECHNICAL SHEET
CAR PRO X

BLACK LABEL EXTREME SERIES		For professionals
Size/Weight:	± 6 × 8 meters (48 m ²) ± 26 kg	
Core material:	400 gsm graphite	
Coating:	± 150 gsm silicon polymer (Flames may occur during first time use) In fires with high levels of conduction heat, flames may appear from the coating of the blanket. This will not alter the purpose of the blanket.	
Edge of blanket:	Eyelets every meter for easy use as fire sail	
Car sizes:	Handles normal size vehicles up to SUVs such as Land Rovers, XC90 etc.	
Main usage:	<ul style="list-style-type: none"> • As fire blanket: Cover any object to quickly block fire • As fire sail: Put vertically on any object to block spread of fire 	
Smartbag:	Airtight bag that blocks potential hazardous gases coming from used fire blankets. Smartbag care and maintenance: Use silicon grease on the zipper to keep the bag airtight and smell free.	

Technical specification:

Core Fabric			Unit	Tolerance	Standard
Yarn	Warp	396	Tex	± 5	DIN EN 12654 DIN EN 12654
	Weft	396	Tex	± 5	
Yarn count	Warp	4.5	Ends/cm	± 5	DIN EN1049 DIN EN1049
	Weft	4.0	Ends/cm	± 5	
Tensile strength	Warp	23000	N/50mm	≥	ISO 4606 ISO 4606
	Weft	3600	N/50mm	≥	
Area weight	–	340	G/m ²	± 10%	EN 12127
Thickness	–	0.40	Mm	± 5%	DIN ISO 4606
Weave pattern	–			4H satin	–
Service temperature on core fabric	Melting point ± 2500 °C Working temperatures ± 1500 °C				



PROFESSIONAL/FIRST RESPONDER

EXTREME SERIES

Probably the world's most extreme fire blanket



PROFESSIONAL/FIRST RESPONDER
EXTREME



For instruction videos
 scan QR code



Product information

- Isolate and extinguish small fires
- Blocks any fire, even small lithium battery fires
- Multipurpose
- Immediately isolates toxic gases and smoke, protecting civilians from carcinogen exposure
- Comes in a smartbag
- Requires no maintenance
- Metal chain integrated to add weight for easier use

Ideal for:

Battery fires - Restaurant kitchens – Industry tools – The recycling industry
 – Car manufacturers – Workshops – Shops or businesses that store small or large
 amounts of lithium batteries - Battery manufactores- Marine - Aviation - Military



Small:

± 1,5 × 1,5 m
 ± 7,5 kg

Medium:

± 3 × 3 m
 ± 21 kg

How to use

Handled by:

1. Take the fire blanket out of the smartbag.
2. Gently cover the burning object.
3. Make sure the fire blanket is tight all the way around the burning object. Wait at least 20 minutes.

For fire in electric scooters/
 tools etc. Wait for firefighters to
 assess the situation further!



**ALWAYS CALL THE
 FIRE DEPARTMENT!**

TECHNICAL SHEET
EXTREME

FOR PROFESSIONAL/FIRST RESPONDER	
Sizes/Weight:	Small: ± 1,5 × 1,5 m ± 7,5 kg Medium: ± 3 × 3 m ± 21 kg
Core material:	Total six layers solution. two layers of Pyroxene.
Coating:	Four layers of BridgeTech™ coating (Flames may occur during first time use). ± 550 gsm silicone In fires with high levels of conduction heat, flames may appear from the coating of the fire blanket. This will not alter the performance of the fire blanket.
Edge on blanket:	Metal chain sewed in around the edges to add weight.
Main usage:	Blocks any small fire, even lithium battery fires.
Smartbag:	Airtight bag. Smartbag care and maintenance: Use silicon grease on the zipper to keep the bag airtight and smell free.

Technical specification:

Core Fabric			Unit	Tolerance
Yarn	Warp	300	Tex	± 5
	Weft	165	Tex	± 5
Yarn count	Warp	8	Ends/cm	± 5
	Weft	8	Ends/cm	± 5
Tensile strength	Warp	3200	N/50mm	≥
	Weft	2500	N/50mm	≥
Area weight	–	1200	G/m2	± 10%
Thickness	–	0.40	Mm	± 5%
Weave pattern	–			4H satin
Service temperatures on core fabrics	Short term ± 1600 °C Long term ± 800 °C			



RED LABEL | SINGLE USE

LITHIUM

The ultimate solution for blocking fire in open lithium batteries



RED LABEL | SINGLE USE
LITHIUM



For instruction videos
scan QR code



Product information

- The ultimate solution for blocking fire in open lithium batteries.
- EN 1869:2019
- Delivered in a smartbag.

Ideal for:

Car manufacturers – Industries Involving lithium batteries


Size/Weight:

± 1,8 × 1,8 m

± 8 kg



How to use


Handled by: 

1. Gently cover the burning battery.
2. For bigger batteries we recommend using a bigger fire blanket on top to prevent flames from coming out. E.g. the Forklift blanket (5 × 5 m).

WARNING:

Always use proper protection and breathing apparatus (BA) due to the release of toxic gases from the burning battery.

ALWAYS CALL THE FIRE DEPARTMENT!



TECHNICAL SHEET
LITHIUM

RED LABEL SINGLE USE		For professionals & standby/preparedness
Size/Weight:	± 1,8 × 1,8 m ± 8 kg	
Core material:	7 layers of graphite, quartz and silicone	
Main usage:	Blocks fire in open lithium batteries	
Smartbag:	Waterproof bag. Carried as a backpack or a bag for easy portability	

Technical specification:

Core Fabric	
Service temperature on core fabric	Melting point ± 2500 °C Working temperatures ± 1500 °C

In fires with high levels of conduction heat, flames may appear from the coating of the blanket. This will not alter the purpose of the blanket.

WARNING:

Always use proper protection and breathing apparatus (BA) due to the release of toxic gases from the burning battery.



RED LABEL | SINGLE USE

CAR STANDARD

Controls fire in any vehicle within seconds



RED LABEL | SINGLE USE
CAR STANDARD



For instruction videos
scan QR code



Product information

- Controls fire in any vehicle within seconds.
- The most efficient solution for isolating fire in electric vehicles.
- Suitable for normal size vehicles including SUVs like the Volvo XC90 and Land Rovers.
- Single use.
- Delivered in a smartbag.
- EN ISO 1716
- EN 13501-1
- EN ISO 1182

Ideal for places with a high concentration of cars

Parking lots – Garages – Ferries – Gas stations – Charging stations
– Workshops – Car dealers – Tunnels

Size/Weight:

± 6 × 8 m
± 26 kg



How to use

Handled by:

1. Place the fire blanket on the ground in front or behind the car and roll it out.
2. Two people should grab each their handle and safely pull the fire blanket over the car in one continuous movement.
3. Make sure the fire blanket is tight all the way to the ground. Wait at least 20 minutes.



Fire in electric cars:

If you can hear a strong fuzzi sound about every 2-15 seconds, you have a thermal runaway. The thermal runaway stops when the sound stops. Despite this, the battery might reignite at any time, therefore, leave the blanket on until the battery can be disassembled.

**ALWAYS CALL THE
FIRE DEPARTMENT!**

TECHNICAL SHEET

CAR STANDARD

RED LABEL SINGLE USE		For standby/preparedness
Size/Weight:	± 6 × 8 meters (48 m ²) ± 26 kg	
Core material:	380 gsm pyroxene	
Coating:	± 120 silicon polymer	
Car sizes:	Handle cars up to normal SUV size like Land Rover, XC90 etc.	
Main usage:	<ul style="list-style-type: none"> • Fossil fuel cars • Electric/hybrid cars 	
Smartbag:	Waterproof bag. Carried as a backpack or a bag for easy portability	

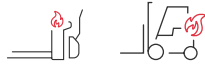
Technical specification:

Core Fabric			Unit	Tolerance	Test Methods
Yarn	Warp	300	Tex Tex	± 5%	DIN EN 12654 DIN EN 12654
	Weft	165			
Yarn count	Warp	8.0	Ends/cm Ends/cm	± 5%	DIN EN1049 DIN EN1049
	Weft	8.0			
Tensile strength (typical)	Warp	3200 N/cm	N/50mm N/50mm	≥	ISO 4606 ISO 4606
	Weft	2500 N/cm			
Thickness	–	0.40	Mm	± 5%	DIN ISO 4606
Weave pattern	–	Plain	–	–	–
Service temperature on core fabric	Melting point ± 1600 °C Working temperatures ± 800 °C				

WARNING:

Avoid inhaling smoke from the burning car. Don't put yourself at unnecessary risk, call the fire department!

In fires with high levels of conduction heat, flames may appear from the coating of the blanket. This will not alter the purpose of the blanket.



RED LABEL | SINGLE USE

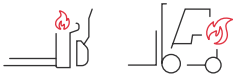
PALLET TRUCK/ FORKLIFT STANDARD

Controls fire in forklifts and pallet trucks within seconds



RED LABEL | SINGLE USE

PALLET TRUCK/FORKLIFT STANDARD



Product information

- Controls fire in forklifts within seconds.
- The most efficient solution for isolating fire in forklifts, even electric lithium powered.
- Single use.
- Comes in two sizes.
- Delivered in a smartbag.
- EN ISO 1716
- EN 13501-1
- EN ISO 1182

Ideal for:

Warehouses – Ports – Factories –
 Manufacturing companies and other places
 where it is critical to control fire quickly

Size/Weight:


Pallet truck: ± 5 × 5 m
 ± 15 kg

Forklift standard: ± 7 × 7 m
 ± 30 kg



For instruction videos
 scan QR code

How to use

Handled by: 

1. Place the fire blanket on the ground in front or behind the forklift and roll it out.
2. Two people should grab each their handle and safely pull the fire blanket over the forklift in one continuous movement.
3. On forklifts with a tall mast, cover the cabin not the mast. Please see illustration.
4. Make sure the fire blanket is tight all the way to the ground. Wait at least 20 minutes.

Pallet truck: ± 5 × 5 m



Forklift standard: ± 7 × 7 m



**ALWAYS CALL THE
 FIRE DEPARTMENT!**

Fire in electric forklifts: If you can hear a strong fuzz sound about every 2-15 seconds, you have a thermal runaway. The thermal runaway stops when the sound stops. Despite this, the battery might reignite at any time, therefore, leave the blanket on until the battery can be disassembled.

TECHNICAL SHEET

PALLET TRUCK/FORKLIFT STANDARD

RED LABEL SINGLE USE		For standby/preparedness
Size/Weight:	Pallet truck: ± 5 × 5 meters (25 m ²) ± 15 kg Forklift standard: ± 7 × 7 meters (49 m ²) ± 30 kg	
Core material:	380 gsm pyroxene	
Coating:	± 120 silicon polymer	
Main usage:	<ul style="list-style-type: none"> • Fossil fuel forklifts • Electric forklifts (isolating the fire in the battery) 	
Smartbag:	Waterproof bag. Carried as a backpack or a bag for easy portability	

Technical specification:

Core Fabric			Unit	Tolerance	Test Methods
Yarn	Warp	300	Tex Tex	± 5%	DIN EN 12654 DIN EN 12654
	Weft	165			
Yarn count	Warp	8.0	Ends/cm Ends/cm	± 5%	DIN EN1049 DIN EN1049
	Weft	8.0			
Tensile strength (typical)	Warp	3200 N/cm	N/50mm N/50mm	≥	ISO 4606 ISO 4606
	Weft	2500 N/cm			
Thickness	–	0.40	Mm	± 5%	DIN ISO 4606
Weave pattern	–	Plain	–	–	–
Service temperature on core fabric	Melting point ± 1600 °C Working temperatures ± 800 °C				

WARNING:

Avoid inhaling smoke from the burning object. Don't put yourself at unnecessary risk, call the fire department!

In fires with high levels of conduction heat, flames may appear from the coating of the blanket. This will not alter the purpose of the blanket.

EXTRA

ADDITIONAL EQUIPMENT



Photo: Matt Chesin/Unsplash

FIRE BLANKET CABINET



Product information

- Suitable for all fire blankets
- A solid cabinet with a lockable door
- Emergency Break Glass for quick access to the fire blanket
- Easy to assemble
- To be mounted on the wall

Ideal for:

Parking lots – Garages – Ferries – Gas stations – Charging stations
– Workshops – Car dealers – Warehouses – Tunnels – Factories

Size:

90 × 30 × 35 cm

Weight:

15 kg

Material:

Steel

Scan the QR code to watch the assembly video

